

**GENERAL SUPPORT MAINTENANCE REPAIR PARTS  
AND SPECIAL TOOLS LIST  
(INCLUDING DEPOT MAINTENANCE REPAIR PARTS AND SPECIAL TOOLS)  
FOR  
DISK MEMORY UNIT RD-502/GSC  
(FLEXIBLE DISK DRIVE DD-400-MX45013)  
(NSN 7025-01-134-0684)**

---

**DEPARTMENTS OF THE ARMY, THE NAVY, AND THE AIR FORCE**

**8 NOVEMBER 1985**

TECHNICAL MANUAL  
 No. 11-5895-1139-40P  
 TECHNICAL MANUAL  
 E2101-AP-PLG-010/E106 RD502  
 TECHNICAL ORDER  
 TO 31S5-2GSC-124



TM 11-5895-1139-40P  
 E2101 -AP-PLG-010/E106 RDS02  
 TO 31SS-2GSC-124  
 DEPARTMENTS OF THE ARMY,  
 THE NAVY, AND THE AIR FORCE

WASHINGTON, DC, 8 November 1985

**GENERAL SUPPORT MAINTENANCE REPAIR PARTS AND SPECIAL TOOLS LIST  
 (INCLUDING DEPOT MAINTENANCE REPAIR PARTS AND SPECIAL TOOLS)  
 FOR  
 DISK MEMORY UNIT RD-502/GSC  
 (FLEXIBLE DISK DRIVE DD-400-MX45013)  
 (NSN 7025-01-134-0684)  
 Current as of 17 June 1985**

**REPORTING ERRORS AND RECOMMENDING IMPROVEMENTS**

You can help improve this manual. If you find any mistakes or if you know of a way to improve the procedures, please let us know. Mail your letter, DA Form 2028 (Recommended Changes to Publications and Blank Forms), or DA Form 2028-2 located in back of this manual direct to: Commander, US Army Communications-Electronics Command and Fort Monmouth, ATTN: AMSEL-ME-MP, Fort Monmouth, NJ 07703-5007.

For Air Force, submit AFTO Form 22 (Technical Order System Publication Improvement Report and Reply) in accordance with paragraph 6-5, Section VI, T.O. 00-5-1. Forward direct to prime ALC/MST.

For Navy, mail comments to the Commander, Naval Electronics Systems Command, ATTN: ELEX 8122, Washington, DC 20360.

In either case, a reply will be furnished direct to you.

**Table of Contents**

			<i>Page</i>	<i>Ilhus Figure</i>
Section	I.	Introduction.....	1	
	II.	Repair Parts List.....		
Group	00	Disk Memory Unit.....	1-1	1
	01	Front Panel Assembly .....	2-1	2
		0101 Access Door Assembly .....	3-1	3
	02	Floppy/Formatter Module Assembly.....	4-1	4
Section	III.	Special Tools List (Not applicable)		
	IV.	National Stock Number and Part Number Index .....	I-1	

**SECTION I  
INTRODUCTION**

**1. Scope**

This manual lists and authorizes spares and repair parts; special tools; special test, measurement, and diagnostic equipment (TMDE); and other special support equipment required for performance of general support maintenance of the RD-502/-GSC. It authorizes the requisitioning, issue, and disposition of spares, repair parts and special tools as indicated by the source, maintenance and recoverability (SMR) codes.

**2. General**

This Repair Parts and Special Tools List is divided into the following sections:

a. Section II. Repair Parts List. A list of spares and repair parts authorized by this RPSTL for use in the performance of maintenance. The list also includes parts which must be removed for replacement of the authorized parts. Parts lists are composed of functional groups in ascending numeric sequence, with the parts in each group listed in ascending item number sequence. Figure numbers are listed directly beneath the group header.

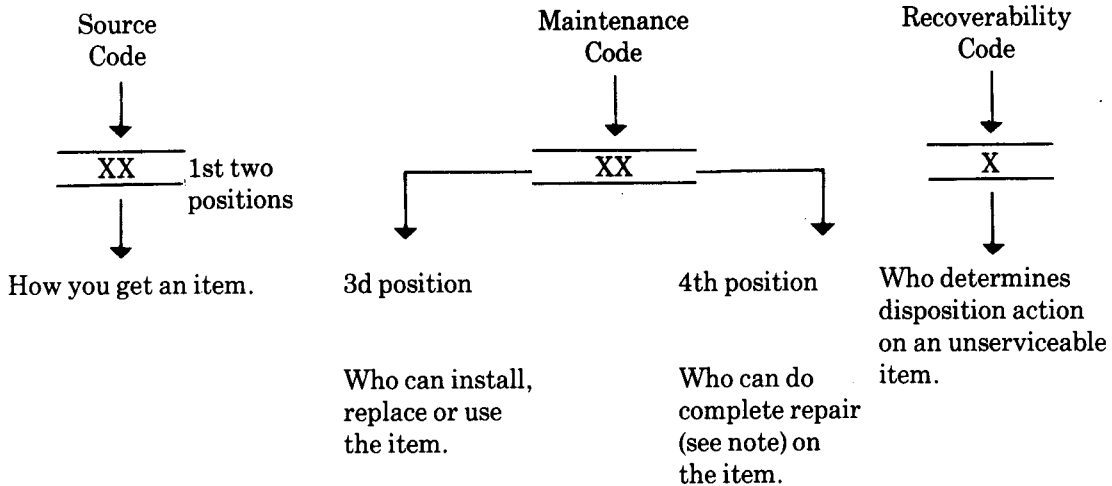
b. Section III. Special Tools List. Not applicable.

c. Section IV. National Stock Number and Part Number Index. A list, in National item identification number (NIIN) sequence, of all National stock numbered items appearing in the listing, followed by a list in alphanumeric sequence of all part numbers appearing in the listings. National stock numbers and part numbers are cross-referenced to each illustration figure and item number appearance.

**3. Explanation of Columns (Section II and III)**

a. Item No. (Column (1)). Indicates the number used to identify items called out in the illustration.

b. SMR Code (Column (2)). The source, maintenance, and recoverability (SMR) code is a five-position code containing supply/requisitioning information, maintenance category authorization criteria, and disposition instruction, as shown in the following breakout:



**NOTE**

Complete repair: Maintenance capacity, capability, and authority to perform all corrective maintenance tasks of the "Repair" function in a use/user environment in order to restore serviceability to a failed item.

(1) *Source code.* The source code tells you how to get an item needed for maintenance, repair, or overhaul of an end item/equipment. Explanations of source codes follows:

Code	Explanation
PA	Stocked items; use the applicable NSN to request/requisition items with these source codes. They are authorized to the category indicated by the code entered in the third position of the SMR code.
PB	
PC	
PD	
PE	
PF	
PG	

**NOTE**

Items coded PC are subject to deterioration.

Code	Explanation
KD KF KB	Items with these codes are not to be requested/requisitioned individually. They are part of a kit which is authorized to the maintenance category indicated in the third position of the SMR code. The complete kit must be requisitioned and applied.

MO- Made at org/- AVUM category MF- Made at DS/- AVUM category MH- Made at GS category ML- Made at Special- ized Repair Activity (SRA) MD-Made at Depot	Items with these codes are not to be requested/requisitioned individually. They must be made from bulk material which is identified by the part number in the description and usable on code (UOC) column and listed in the Bulk Material group of the repair parts list. If the item is authorized to you by the third position code of the SMR code, but the source code indicates it is made at a higher category, order the item from the higher category of maintenance.
--	---

AO- Assembled by org/- AVUM category AF- Assembled by DS/- AVIM category AH- Assembled by GS category AL- Assembled by SRA AD- Assembled by Depot	Items with these codes are not to be requested/requisitioned individually. The parts that make up the assembled item must be requisitioned or fabricated and assembled at the category of maintenance indicated by the source code. If the disposition code of the SMR code authorizes you to replace the item, but the source code indicates the item is assembled at a higher category, order the item from the higher category of maintenance.
--	---

Code	Explanation
XA-	Do not requisition an "XA" coded item. Order its next higher assembly.
XB-	If an "XB" item is not available from salvage, order it using the FSCM and part number given.
XC-	Installation drawing, diagram, instruction sheet, field service drawing, that is identified by manufacturers part number
XD-	Item is not stocked. Order an "XD" coded item through normal supply channels using the FSCM and part number given, if no NSN is available.

**NOTE**

Cannibalization or controlled exchange, when authorized, may be used as a source of supply for items with the above source codes, except for those source coded "XA" or those aircraft support items restricted by requirements of AR 750-1.

(2) Maintenance code. Maintenance codes tell you the category of maintenance authorized to USE and REPAIR support items. The maintenance codes are entered in the third and fourth positions of the SMR code as follows:

(a) The maintenance code entered in the third position tells you the lowest maintenance category authorized to remove, replace, and use an item. The maintenance code entered in the third position will indicate authorization to one of the following categories of maintenance.

Code	Application/Explanation
C-	Crew or operator maintenance done within organizational or aviation maintenance.
O-	Organizational or aviation unit category can remove, replace, and use the item.
F-	Direct support or aviation intermediate category can remove, replace, and use the item.
H-	General support category can remove, replace, and use the item.
L-	Specialized repair activity can remove, replace, and use the item.
D-	Depot category can remove, replace, and use the item.

(b) The maintenance code entered in the fourth position tells whether or not the item is to be repaired and identifies the lowest maintenance category with the capability to do complete repair (i.e., perform all authorized repair functions). This position will contain one of the following maintenance codes.

**NOTE**

Some limited repair may be done on the item at a lower category of maintenance, if authorized by the Maintenance Allocation Chart (MAC) and SMR codes.

Code	Application/Explanation
O-	Organizational or aviation unit is the lowest category that can do complete repair of the item.

Code	Application/Explanation
F-	Direct support or aviation intermediate is the lowest category that can do complete repair of the item.
H-	General support is the lowest category that can do complete repair of the item.
L-	Specialized repair activity (designate the specialized repair activity) is the lowest category that can do complete repair of the item.
D-	Depot is the lowest category that can do complete repair of the item.
Z-	Nonreparable. No repair is authorized.
B-	No repair is authorized. (No parts or special tools are authorized for the maintenance of a "B" coded item). However, the item may be reconditioned by adjusting, lubricating, etc., at the user category.

(3) *Recoverability code.* Recoverability codes are assigned to items to indicate the disposition action on unserviceable items. The recoverability code is entered in the fifth position of the SMR Code as follows:

Recoverability codes	Application/Explanation
Z-	Nonreparable item. When unserviceable, condemn and dispose of the item at the category of maintenance shown in the third position of SMR Code.
O-	Reparable item. When uneconomically repairable, condemn and dispose of the item at organizational or aviation unit category.
F-	Reparable item. When uneconomically repairable, condemn and dispose of the item at direct support or aviation intermediate category.
H-	Reparable item. When uneconomically repairable, condemn and dispose of the item at general support category.
D-	Reparable item. When beyond lower category repair capability, return to depot. Condemnation and disposal of item not authorized below depot category.
L-	Reparable item. Condemnation and disposal not authorized below specialized repair activity (SRA).
A-	Item requires special handling or condemnation procedures because of specific reasons (e.g., precious metal content, high dollar value, critical material, or hazardous material). Refer to appropriate manuals/directives for specific instructions.

c. *FSCM (Column (3)).* The Federal Supply Code for Manufacturer (FSCM) is a 5-digit numeric code which is used to identify the manufacturer, distributor, or Government agency, etc., that supplies the item.

d. *Part Number (Column (4)).* Indicates the primary number used by the manufacturer (individual, company, firm, corporation, or Government activity), which controls the design and characteristics of the item by means of its engineering drawings, specifications, standards, and inspection requirements to identify an item or range of items.

**NOTE**

When you use a NSN to requisition an item, the item you receive may have a different part number from the part ordered.

e. *Description and Usable on Code (UOC) (Column (5)).* This column includes the following information.

(1) The Federal item name and, when required, a minimum description to identify the item.

(2) The statement "END OF FIGURE" appears just below the last item description in Column (5) for a given figure in both section II and section I.

f. *Qty (Column (6)).* Indicates the quantity of the item used in the breakout shown on the illustration figure, which is prepared for a functional group, subfunctional group, or an assembly. A "V" appearing in this column in lieu of a quantity indicates that the quantity is variable and the quantity may vary from application to application.

**4. Explanation of Columns (Section IV)**

a. National Stock Number (NSN) Index.

(1) *Stock number column.* This column lists the NSN by National item identification number (NIIN) sequence. The NIIN consists of the last nine digits of the NSN. When using this column to locate an item, ignore the first four digits of the NSN. When requisitioning items use the complete NSN (13 digits).

(2) *Fig. column.* This column lists the number of the figure where the item is identified/located. The illustrations are in numerical sequence in sections H and m.

(3) *Item column.* The item number identifies the item associated with the figure listed in the adjacent Fig. column. This item is also identified by the NSN listed on the same line.

b. Part Number Index. Part numbers in this index are listed by part number in ascending alphameric sequence.

(1) FSCM column. This column lists the Federal supply code for manufacturer (FSCM).

(2) Part number column. This column indicates the part number assigned to the item.

(3) Stock number column. This column lists the National stock number for the associated part number and manufacturer identified in the part number and FSCM columns to the left.

(4) Fig. column. This column lists the number of the figure where the item is identified/located in sections II and m.

(5) Item column. The item number is that number assigned to the item as it appears in the figure referenced in the adjacent figure number column.

## 5. Special Information

a. *Associated Publications.* The publications listed below pertain to the RD-502/GSC and its components:

TM 11-5895-1114-20P, Satellite Communications Terminal, AN/GSC-40 (To be published)

TM 11-5895-1114-34P, Satellite Communications Terminal, AN/GSC-40 (To be published)

TM 11-5895-1140-40P, Digital Computer, AN/UUK-42(V) 1 (To be published)

TM 11-5895-1205-23P, Satellite Communications Terminal, AN/GSC-40(V)1 (To be published)

TM 11-5895-1207-40P, Digital Computer, AN/GSC-42(V)3 (To be published)

b. *National Stock Numbers.* National stock numbers (NSN's) that are missing from P source coded items have been applied for and will be added to this TM by future change/revision when they are entered in the Army Master Data File (AMDF). Until the NSN's are established and published, submit exception requisitions to: Commander, US Army Communications-Electronics Command and Fort Monmouth, ATTN: AMSEL-MM, Fort Monmouth, NJ 07703-5006 for the part required to support your equipment.

## 6. How to Locate Repair Parts

a. When National stock number or part number is not known.

(1) *First.* Using the table of contents, determine the assembly group or subassembly group to which the item belongs. This is necessary since figures are prepared for assembly groups and subassembly groups, and listings are divided into the same groups.

(2) *Second.* Find the figure covering the assembly group or subassembly group to which the item belongs.

(3) *Third.* Identify the item on the figure and note the item number.

(4) *Fourth.* Refer to the Repair Parts List for the figure to find the part number for the item number noted on the figure.

(5) *Fifth.* Refer to the Part Number Index to find the NSN, if assigned.

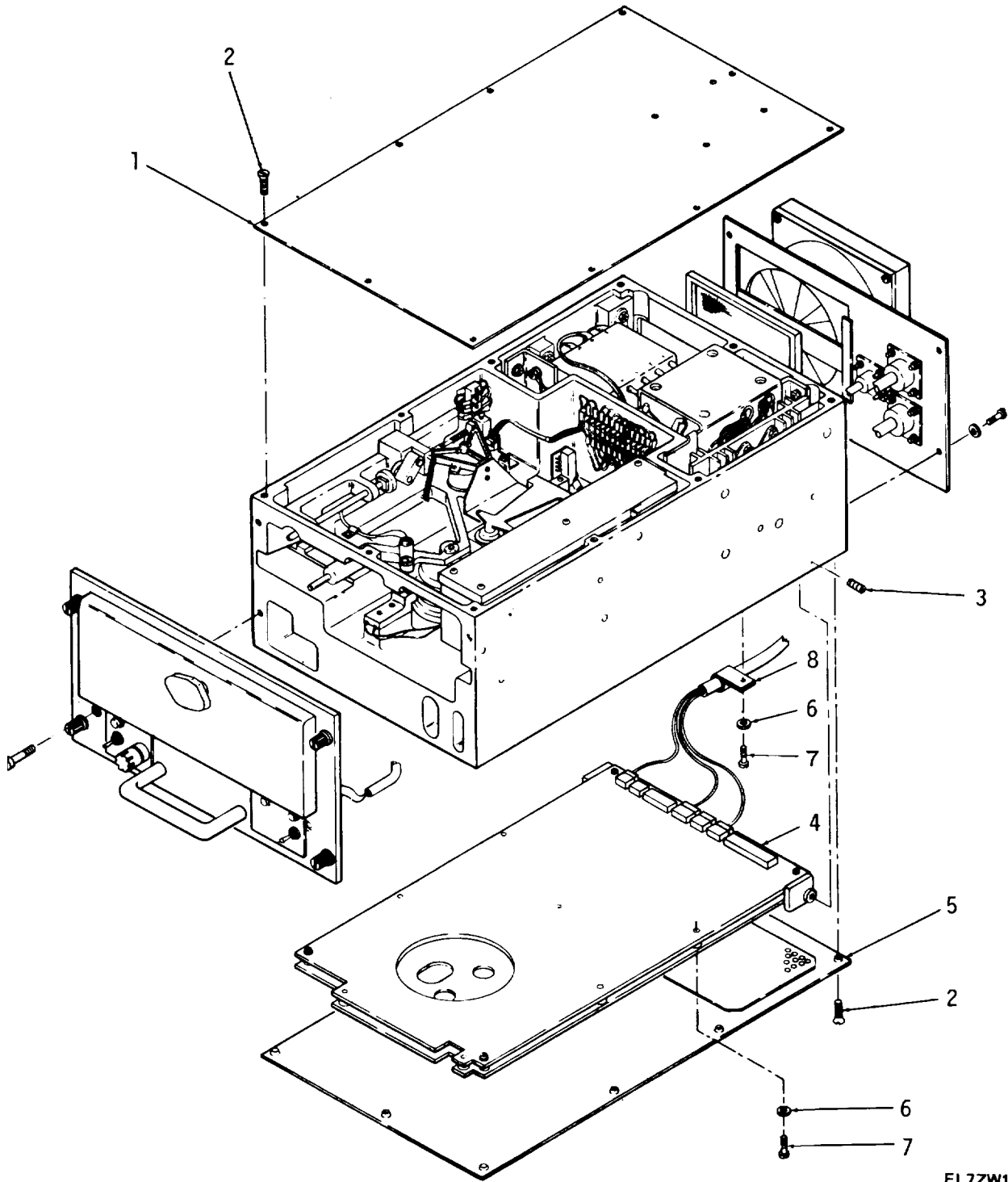
b. When National stock number or part number is known.

(1) *First.* Using the index of National stock numbers and part numbers, find the pertinent National stock number or part number. The NSN index is in National item identification number (NIN) sequence (para 4a(1)). The part numbers in the part number index are listed in ascending alphameric sequence (para 4b). Both indexes cross-reference you to the illustration figure and item number of the item you are looking for.

(2) *Second.* After finding the figure and item number, verify that the item is the one you're looking for, then locate the item number in the repair parts list for the figure.

## 7. Abbreviations

Not applicable.



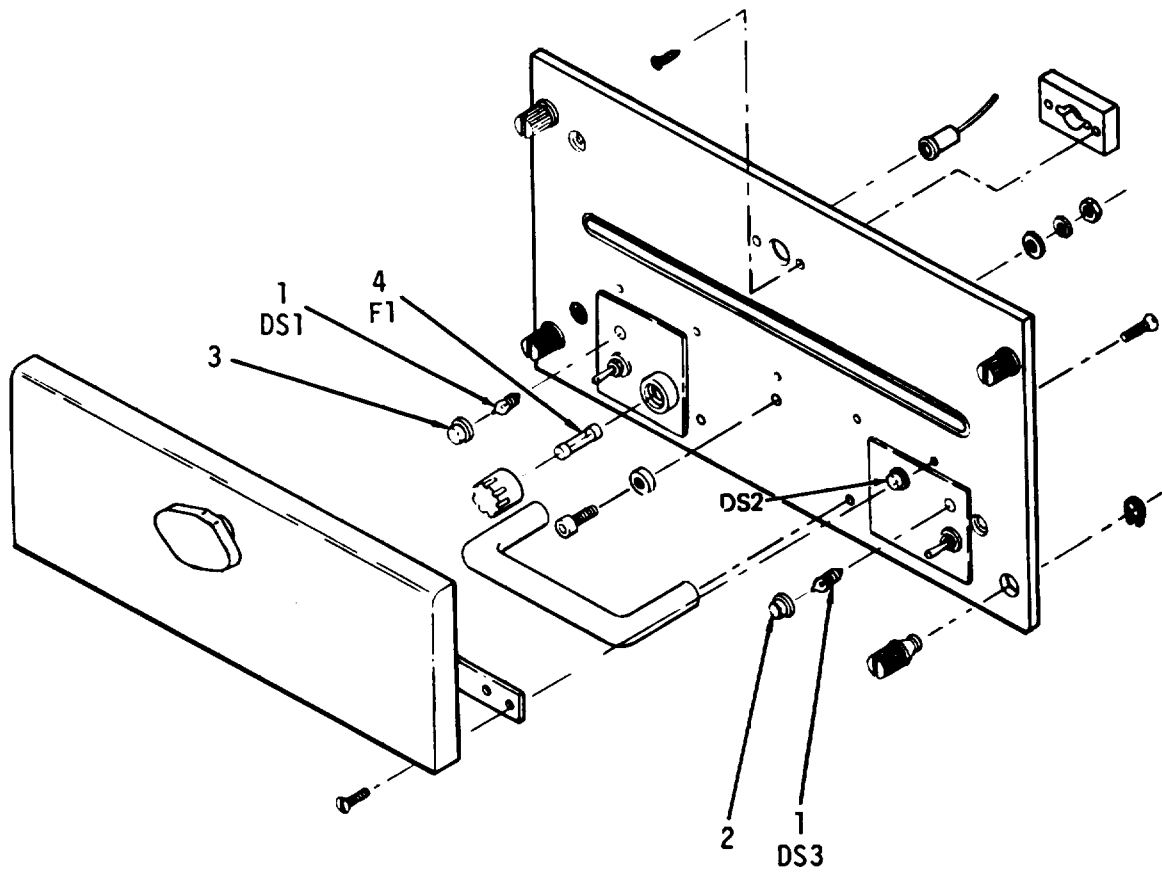
EL7ZW101

Figure 1. Disk Memory Unit.

SECTION II					
(1)	(2)	(3)	(4)	(5)	(6)
ITEM	SMR		PART	DESCRIPTION AND USABLE ON CODES (UOC)	QTY
NO	CODE	FSCM	NUMBER		
				GROUP 00 DISK MEMORY UNIT RD-502/GSC 47158-01	
				FIG. 1	
1	XBDZZ	54418	465853	COVER, TOP .....	1
2	PADZZ	96906	MS51959-28	SCREW, MACHINE .....	2
3	PADZZ	96906	MS51021-34	SETSCREW .....	2
4	XBDDD	54418	463625-1	MODULE ASSY, FLP/FM.....	1
5	XBDZZ	54418	462351-1	COVER, BOTTOM .....	1
6	PADZZ	80063	SM-B-416109-1	WASHER, FLAT .....	19
7	PADZZ	96906	MS51957-27	SCREW, MACHINE .....	7
8	PADZZ	54418	M179-201	CLAMP, CABLE, ELECTRI.....	8

END OF FIGURE



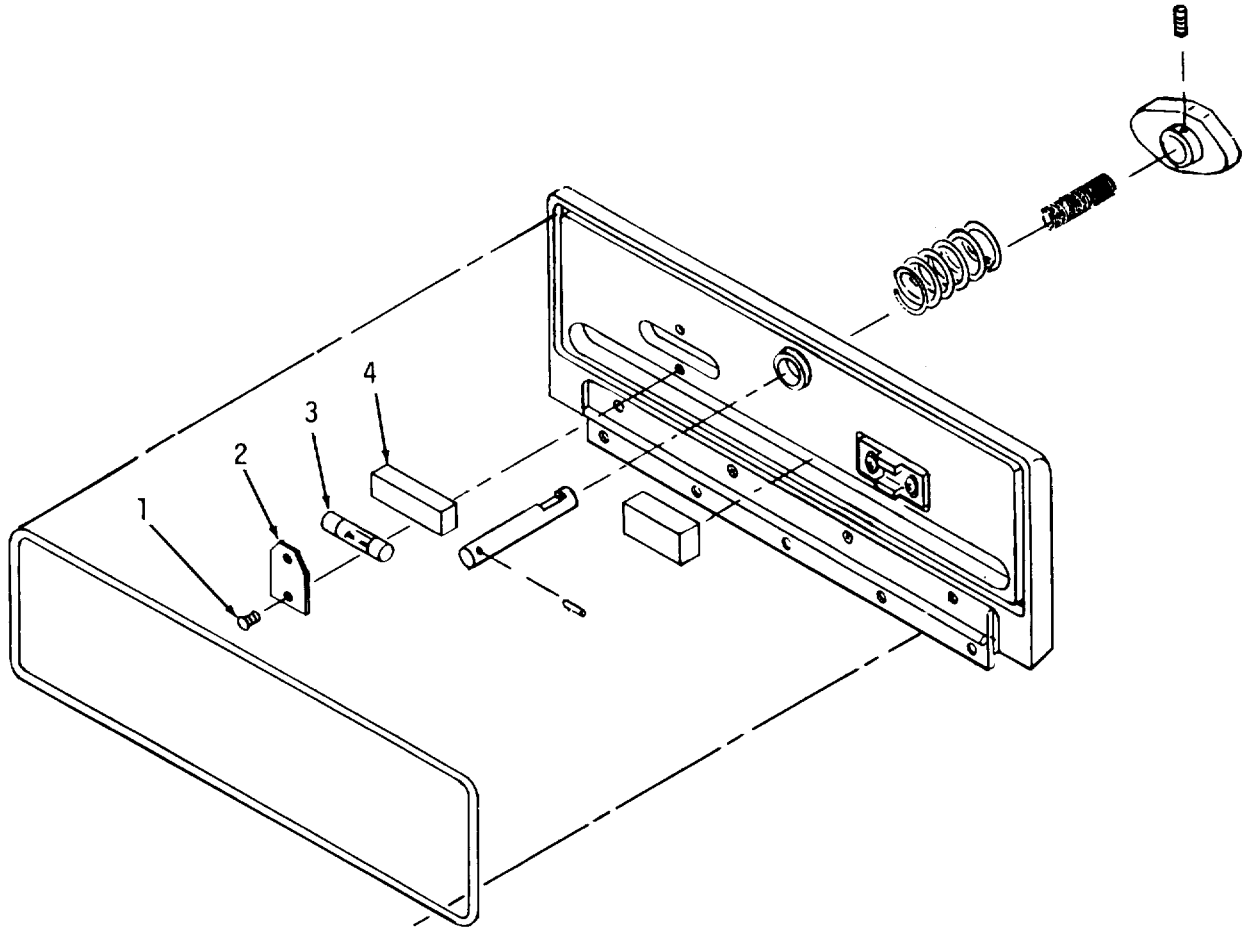


EL7ZW108

Figure 2. Front Panel Assembly

SECTION II					
(1)	(2)	(3)	(4)	(5)	(6)
ITEM	SMR	FSCM	PART	DESCRIPTION AND USABLE ON CODES (UOC)	QTY
NO	CODE		NUMBER		
				GROUP 01 MAINFRAME FRONT PANEL ASSEMBLY 466294-1	
				FIG. 2	
1	PAOZZ 93201		685	LAMP, INCANDESCENT .....	3
2	PAOZZ 54418		S205-6294	LENS CAP, RED .....	2
3	PAOZZ 54418		M205-36	LENS INDICATOR, GRN .....	1
4	PAOZZ 71400		MDL3	FUSE, CARTRIDGE .....	REF

END OF FIGURE

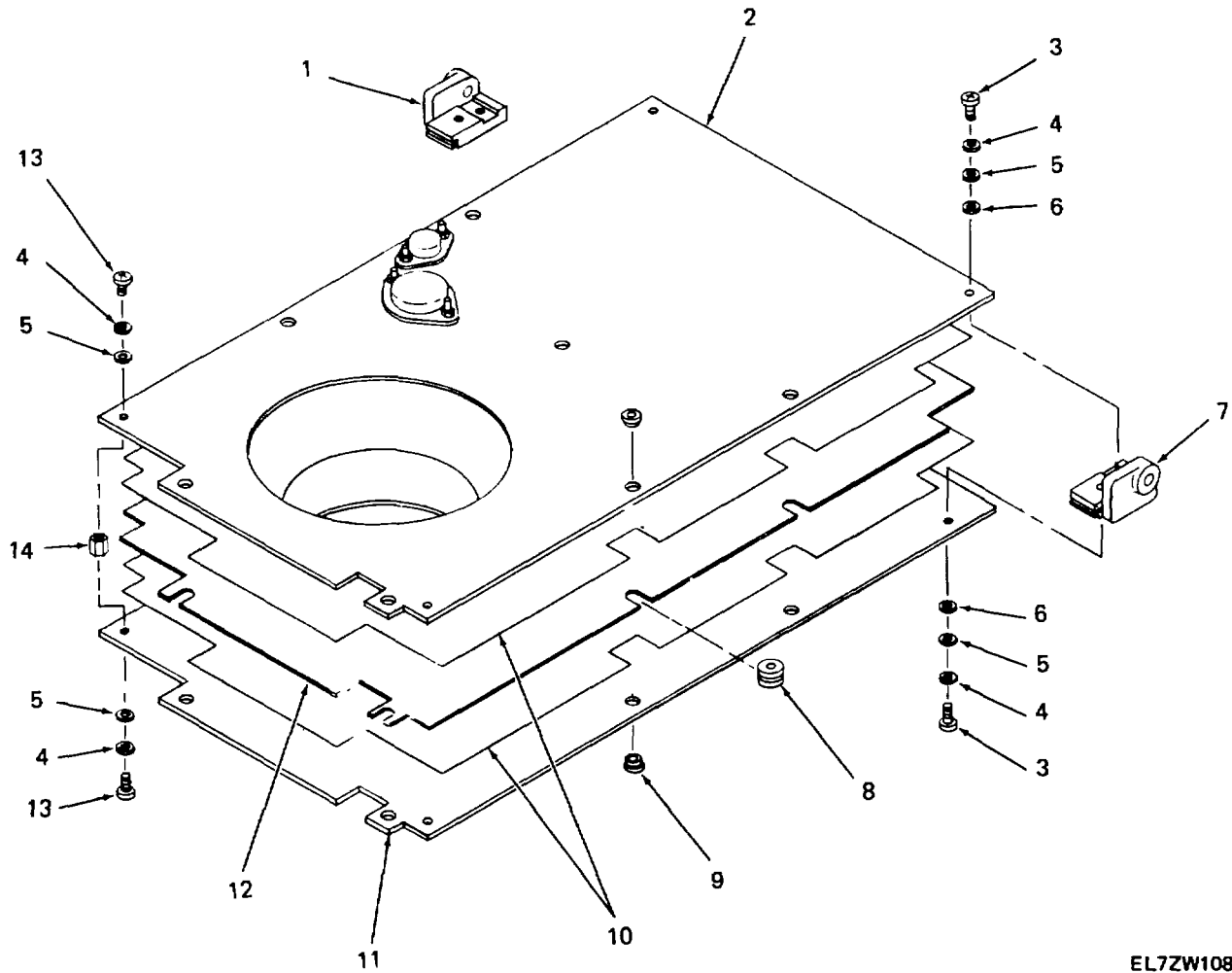


EL7ZW107

Figure 3. Access Door Assembly.

SECTION II					
(1)	(2)	(3)	(4)	(5)	(6)
ITEM	SMR	FSCM	PART	DESCRIPTION AND USABLE ON CODES (UOC)	QTY
NO	CODE		NUMBER		
				GROUP 0101 DISK CENTERING ACCESS DOOR ASSEMBLY 462409-1	
				FIG. 3	
1	PAOZZ	54418	S166-2	SCREW, DRIVE .....	2
2	XBHZZ	54418	462423-	COVER, FUSE .....	1
3	PAOZZ	07916	UR187-500SPXHB	FUSE .....	2
4	XBHZZ	54418	M194-212	TAPE, FOAM.....	V

END OF FIGURE



EL7ZW108

Figure 4. Floppy/Formatter Module Assembly.

SECTION II					
(1)	(2)	(3)	(4)	(5)	(6)
ITEM	SMR		PART	DESCRIPTION AND USABLE ON CODES (UOC)	QTY
NO	CODE	FSCM	NUMBER		
				GROUP 02 FRONT PANEL FLOPPY FORMATTER MODULE ASSEMBLY 462436-1	
				FIG. 4	
1	XADZZ	54418	466409-1	PRINTED CIRCUIT BOA .....	1
2	PAHDD	54418	462376-2	CIRCUIT CARD ASSEMB.....	1
3	PADZZ	96906	MS51957-14	SCREW, MACHINE .....	4
4	PADZZ	96906	MS35338-135	WASHER, LOCK.....	10
5	PADZZ	96906	MS15795-803	WASHER, FLAT.....	10
6	PADZZ	93201	6512	WASHER, FIBER.....	4
7	PADZZ	54418	466409-2	HOLDER, PRINTED CIRC.....	1
8	PADZZ	54418	463610	SPACER, PCB.....	7
9	PADZZ	06540	2707-18550N140	SPACER, SLEEVE.....	14
10	PADZZ	54418	463622	INSULATOR, STANDOFF .....	2
11	PAHDA	54418	462379-1	FORMATTER POWER .....	1
12	PADZZ	54418	463612	SHIELD, TERMINAL BOA.....	1
13	PADZZ	96906	MS51957-19	SCREW, MACHINE .....	4
14	PADZZ	06540	8102SS0440-7	NUT, PLAIN, HEXAGON .....	2

END OF FIGURE

NATIONAL STOCK NUMBER AND PART NUMBER INDEX  
NATIONAL STOCK NUMBER INDEX

STOCK NUMBER	FIG.	ITEM	STOCK NUMBER	FIG.	ITEM
5305-00-054-5648	4	3			
5305-00-054-5653	4	13			
5305-00-054-6651	1	7			
5310-00-114-0110	4	14			
5920-00-553-5734	2	4			
5310-00-595-6211	4	5			
5305-00-638-2260	1	3			
6240-00-752-2581	2	1			
5305-00-763-6963	1	2			
5310-00-933-8118	4	4			
5310-00-973-8660	1	6			
6210-01-101-4412	2	2			
5365-01-101-9038	4	9			
7025-01-120-5791	2	3			
5865-01-132-7408	4	2			
5895-01-149-2264	4	11			
5940-01-153-8843	4	12			
5970-01-154-5351	4	10			
5365-01-156-6298	4	8			
5999-01-156-7623	4	7			
5935-01-165-7514	1	8			

**NATIONAL STOCK NUMBER AND PART NUMBER INDEX  
PART NUMBER INDEX**

<b>FSCM</b>	<b>PART NUMBER</b>	<b>STOCK NUMBER</b>	<b>FIG.</b>	<b>ITEM</b>
71400	MDL3	5920-00-553-5734	2	4
96906	MS15795-803	5310-00-595-6211	4	5
96906	MS35338-135	5310-00-933-8118	4	4
96906	MS51021-34	5305-00-638-2260	1	3
96906	MS51957-14	5305-00-054-5648	4	3
96906	MS51957-19	5305-00-054-5653	4	13
96906	MS51957-27	5305-00-054-6651	1	7
96906	MS51959-28	5305-00-763-6963	1	2
54418	M179-201	5935-01-165-7514	1	8
54418	M194-212		3	4
54418	M205-36	7025-01-120-5791	2	3
80063	SM-B-416109-1	5310-00-973-8660	1	6
54418	S166-2		3	1
54418	S205-6294	6210-01-101-4412	2	2
07916	UR187-500SPXHB		3	3
06540	2707-18550N140	5365-01-101-9038	4	9
54418	462351-1		1	5
54418	462376-2	5865-01-132-7408	4	2
54418	462379-1	5895-01-149-2264	4	11
54418	462423		3	2
54418	463610	5365-01-156-6298	4	8
54418	463612	5940-01-153-8843	4	12
54418	463622	5970-01-154-5351	4	10
54418	463625-1		1	4
54418	465853		1	1
54418	466409-1		4	1
54418	466409-2	5999-01-156-7623	4	7
93201	6512		4	6
93201	685	6240-00-752-2581	2	1
06540	8102SS0440-7	5310-00-114-0110	4	14



By Order of the Secretaries of the Army, the Navy and the Air Force:

Official:

JOHN A WICKHAM, JR.  
*General, United States Army*  
*Chief of Staff*

MILDRED E. HEDBERG  
*Brigadier General, United States Army*  
*The Adjutant General*

G. B. SCHICK, JR.  
*Rear Admiral, United States Navy*  
*Commander, Naval Electronic*  
*Systems Command*

Official:

EARL T. O'LOUGHLIN  
*General, USAF, Commander, Air Force*  
*Logistics Command*

CHARLES A. GABRIEL  
*General, USAF*  
*Chief of Staff*

DISTRIBUTION:

To be distributed in accordance with DA Form 12-36 literature requirements for AN/GSC-40,

\* U.S. GOVERNEMENT PRINTING OFFICE: 1985-505-044/20168

RECOMMENDED CHANGES TO EQUIPMENT TECHNICAL PUBLICATIONS



THEN... JOT DOWN THE DOPE ABOUT IT ON THIS FORM, CAREFULLY TEAR IT OUT, FOLD IT AND DROP IT IN THE MAIL!

**SOMETHING WRONG WITH THIS PUBLICATION?**

FROM: (PRINT YOUR UNIT'S COMPLETE ADDRESS)

DATE SENT

PUBLICATION NUMBER

PUBLICATION DATE

PUBLICATION TITLE

BE EXACT... PIN-POINT WHERE IT IS

IN THIS SPACE TELL WHAT IS WRONG AND WHAT SHOULD BE DONE ABOUT IT:

PAGE NO.	PARA-GRAPH	FIGURE NO.	TABLE NO.
----------	------------	------------	-----------

TEAR ALONG PERFORATED LINE

PRINTED NAME, GRADE OR TITLE, AND TELEPHONE NUMBER

SIGN HERE:

DA FORM 2028-2 JUL 79

PREVIOUS EDITIONS ARE OBSOLETE.

P.S.—IF YOUR OUTFIT WANTS TO KNOW ABOUT YOUR RECOMMENDATION MAKE A CARBON COPY OF THIS AND GIVE IT TO YOUR HEADQUARTERS.

